


INTAKE STRAINER

Designed and made in New Zealand, Tru-Design Intake Strainers are the superior composite strainer solution.



The Scoop Strainer is designed to divert large objects away from water intakes while the vessel is moving. This helps eliminate problems with seaweed/seagrass, sticks or rubbish being sucked into engine intakes and blocking or clogging intake filters. The strainer acts as a coarse first stage filter that is cleaned by water movement.

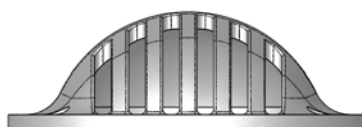
The Round Strainer is designed for use in stationary applications where there is a risk of sucking in unwanted objects.

Tru-Design Intake Strainers eliminate the corrosion and electrical bonding problems associated with metallic fittings. They can be painted over with anti-foul, and can be faired into the hull without concerns of corrosion.

MODELS

Part #	Description
90622	Scoop Strainer ¾"
90623	Scoop Strainer ¾" PKG
90411	Scoop Strainer 1¼"
90554	Scoop Strainer 1¼" PKG
90410	Scoop Strainer 2"
90555	Scoop Strainer 2" PKG

90244	Round Strainer 1¼"
90556	Round Strainer 1¼" PKG



KEY FEATURES

Feature :	
Manufactured from a glass reinforced nylon composite	High strength and light weight.
Compatible with all hull types	Can be used on aluminum, steel, wood or FRP hulls.
Immune to corrosion and electrolysis	Long life with no concerns over decreased performance due to corrosion.
Chemical resistant	Impervious to diesel, petrol and antifouling paints.
UV resistant	These fittings will not break down with ultraviolet light or discolour from the sun.
High quality surface finish	Will not discolour with green film as similar bronze fittings do.
Paintable	Can be painted with all types of antifouling. Antifouling paint stays adhered to the skin fitting, alleviating the chore of grinding and cleaning back flaked paint from bronze fittings before applying antifouling.
Strong construction	Strainer can take bumps and knocks without damage.

SPECIFICATIONS

Scoop Strainer ¾" – fits ½" & ¾" Skin Fittings

Scoop Strainer 1¼" – fits 1" & 1¼" Skin Fittings

Scoop Strainer 2" – fits 1½" & 2" Skin Fittings

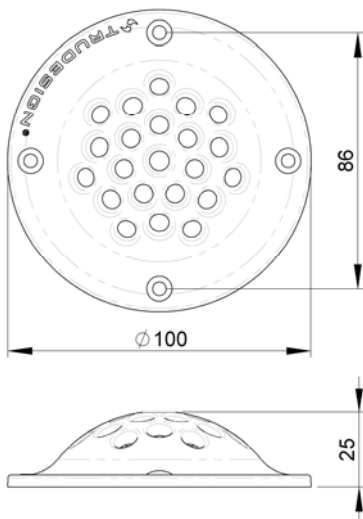
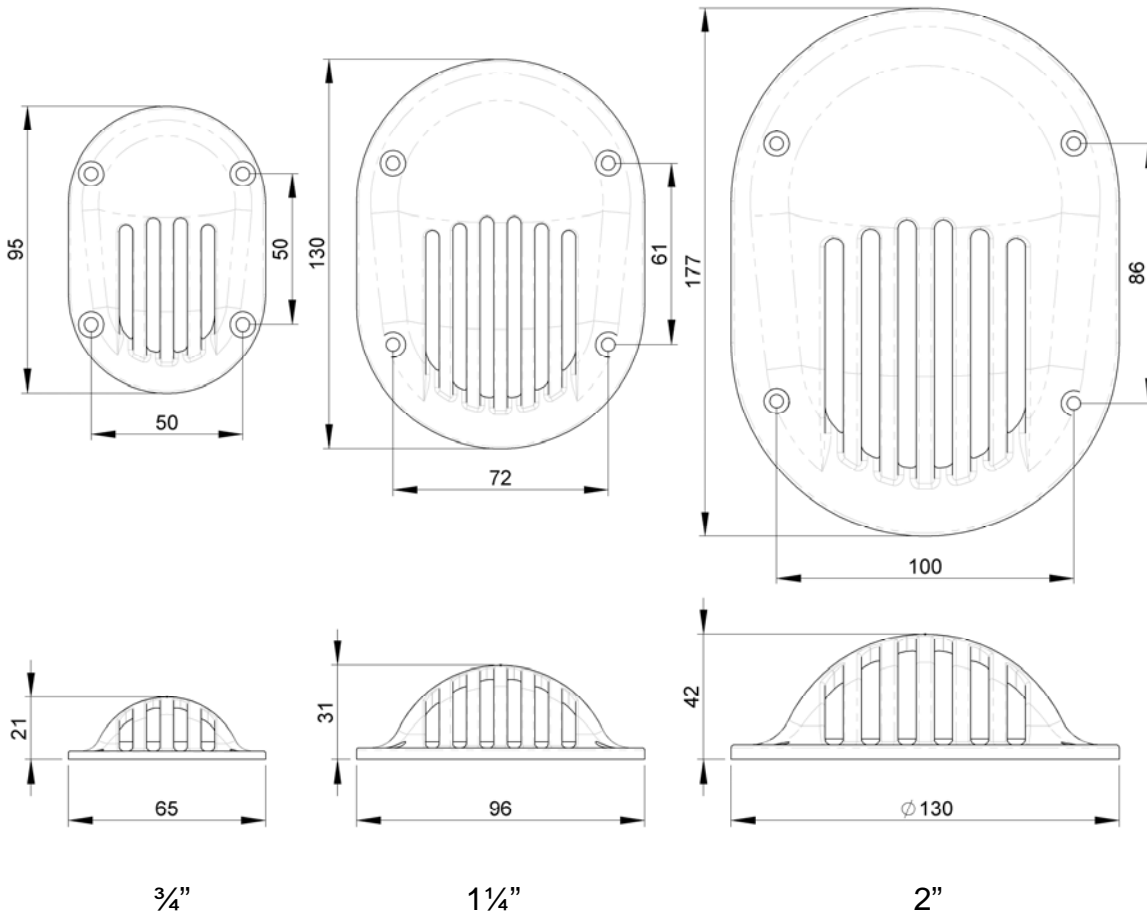
Round Strainer 1¼" – fits 1¼" or smaller Skin Fittings

FLOW AREA

Size	Strainer Area (mm ²)	Area Ratio Strainer : Skin Fitting
Scoop Strainer ¾"	430	1.90 : 1
Scoop Strainer 1¼"	1530	1.85 : 1
Scoop Strainer 2"	3200	1.75 : 1
Round Strainer 1¼"	705	1.00 : 1

DIMENSIONS

All dimensions in mm.
All dimensions nominal.



INSTALLATION

Intake Strainers are designed to be screwed to the hull. Four mounting holes are located on each fitting. Tru-Design recommend using self-tapping screws that go half way into the hull thickness (not right through). Small pilot holes should be drilled then filled with silicone or another suitable sealant. A bead of silicone can then be put around the lip of the strainer before offering the strainer up to the hull and installing the 4 self-tapping screws. Use your finger to clean up any sealant that may have squeezed out from the strainer lip after tightening the screws. Should the strainer ever need to be removed (in case of a blockage or barnacles), it can be removed by removing the screws, then running a flexible knife or piece of wire to cut through the silicone and remove the strainer.

Intake strainers can be painted over with anti-foul, to reduce algae and barnacle growth.

There is no need to electrically bond the strainer to anodes etc as there is no risk of galvanic corrosion.

Tru-Design recommend the use of a basket strainer or similar for critical applications. A scoop strainer is excellent as a first stage filter, reducing the likelihood of large objects entering the filter and causing blockages, but does not provide adequate protection for engines and other critical systems.

SERVICING

As composite Intake Strainers are immune to corrosion, minimal servicing is required.

Upon hauling out, the exterior of the fitting should be checked for damage, and possibly cleaned internally.

There is no need to grind back anti-fouling as is common practice with bronze fittings. The anti-foul will stay bonded to the fitting.

Tru-Design Plastics Ltd. accepts no responsibility for Products which are improperly installed or tampered with. Although the information presented in this product information sheet is believed to be accurate and reliable, no responsibility for inaccuracies can be assumed by Tru-Design Plastics Ltd. This performance data is typical only and variations due to component manufacturing tolerances are normal. Tru-Design Plastics Ltd. reserves the right at any time to change performance characteristics or specifications without prior notice.
Tru-Design Plastics Ltd, all rights reserved.