

# Installation Instructions For MasterGuard Hub Kit 33, 43

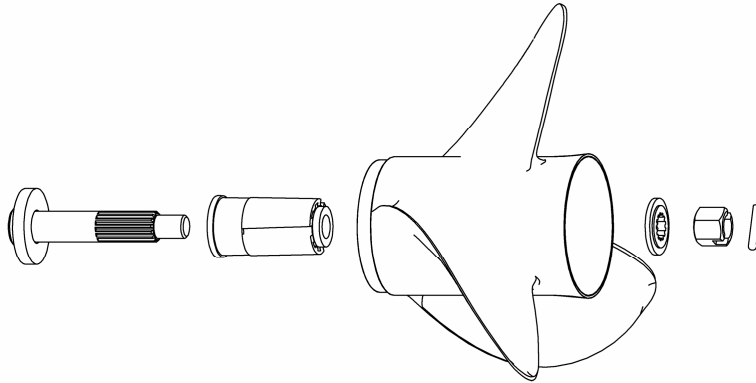
Rev. 2006-9

## **CAUTION: FAILURE TO OBSERVE THESE INSTRUCTIONS VOIDS THE WARRANTY.**

Before servicing propeller, be sure the engine is in neutral with ignition off or disconnected to avoid any possibility of the engine starting and causing injury.

Do not install any propeller without a thrust washer in place. If a thrust washer is not used, severe damage could occur to the propeller and/or engine drive.

Rotate prop in neutral by hand to make sure the prop rotates freely in full cycle. (If you have any questions, please contact your Dealer or call our Customer Service Department.)



Vent Holes (17 pitch and up): Vent holes will get your boat on plane faster and enhance performance for water sport activities. While all applicable stainless steel props are vented, Turning Point is the only manufacturer venting their high performance aluminum propellers. You may experience light vibration at idle or the low end of the RPM range. This is normal.

To remove the hub assembly from prop housing, use 1.25" OD rod or 7/8"/22mm socket to tap out from prop nut end.

Refer to pictures on reverse side

- 1) Make sure your OEM THRUST WASHER is on the prop shaft with the taper end in first to match the tapered surface of the prop shaft. **Caution: Do not install any propeller without the thrust washer in place.**
- 2) Clean and grease the splines of the prop shaft. (Any marine grade grease is acceptable.)
- 3) Slide HUB ASSEMBLY into PROPELLER HOUSING from the front. May use a mallet to seat in the hub assembly.
- 4) Slide the PROPELLER ASSEMBLY on the prop shaft.
- 5) Slide the PROP NUT SPACER onto the propeller assembly before prop nut.
- 6) Tighten prop nut according to your Engine Owner's Manual for proper prop nut torque and fit specifications.
- 7) **Rotate propeller in neutral by hand to make sure the propeller rotates freely in full rotation.**

**NOTE:** Locking Nut should be checked for tightness every 20 hours of operation

## **FAILURE TO OBSERVE THESE INSTRUCTIONS VOIDS THE WARRANTY.**

### Limited Warranty:

1. Turning Point Propellers, Inc. warrants its propellers against blade failure due to defects in materials and workmanship to the original purchaser only for one year from date of purchase. This warranty is not transferable to any subsequent purchaser.
2. Turning Point Propellers, Inc. warrants MasterGuard kit against failure for one year from date of purchase. Turning Point Propellers, Inc. will repair or replace any defective propeller or hub kit at our Elk Grove Village, Illinois facility or at our option at an authorized repair center. Replacement or repair by other than Turning Point Propellers, Inc. or an authorized repair center relieves Turning Point Propellers, Inc. from the terms of this warranty.
3. This limited warranty does not include any of the following: damages caused by misuse, striking a foreign object, corrosion, cavitation, electro-chemical action, improper installation, or any modification or use in racing or any other competitive activity.
4. Turning Point Propellers, Inc. is not liable for consequential, incidental or indirect damages or costs caused by defects in material or workmanship. Observation of a defect should immediately be reported to Turning Point Propellers, Inc. or an authorized repair center. Turning Point Propellers, Inc. reserves the right to repair or replace the warranted propeller or hub with one of current production.
5. This is a limited warranty. Turning Point Propellers, Inc. makes no warranty other than contained herein. All obligations of Turning Point Propellers, Inc. are specifically set forth herein. Turning Point Propellers, Inc. does not authorize any person or business to assume liability or contact on behalf of Turning Point Propellers, Inc. Any actions arising out of this warranty and the sale of this product shall be governed by Illinois law and may only be brought, heard, decided in Cook County Circuit Court, in the State of Illinois, U.S.A. or in the United States District Court for the Northern District of Illinois. Some states do not allow limitations on how long an implied warranty lasts, or do not allow the exclusion or limitation of incidental or consequential damages, so the above exclusion may not apply to you.
6. Proof of purchase receipt must accompany any warranty claim.

US Patent #5,967,751 #6,358,008, #6,471,481, #6,524,069, #6,685,432 & Worldwide Patents pending.

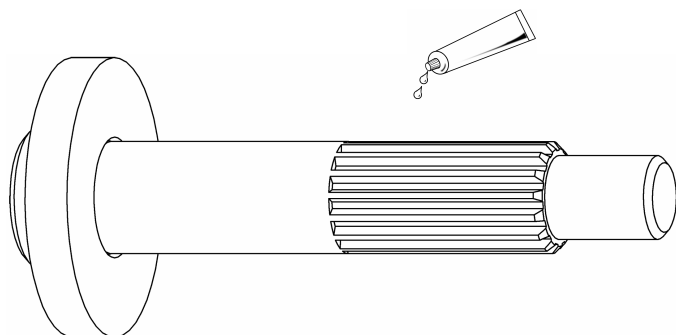
Turning Point Propellers, Inc. 896 Cambridge Drive. Elk Grove Village, IL 60007

Phone: 847-437-6800, Email: sales@turningpointpropellers.com

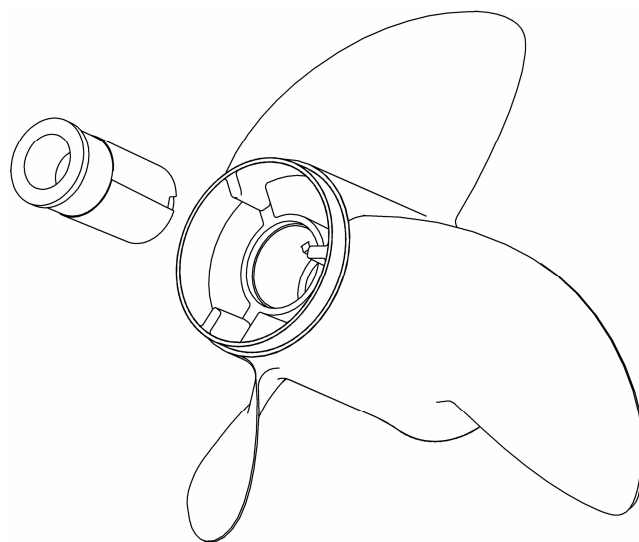
# Installation Instructions     MasterGuard Hub Kit 33, 43

Rev. 2006-9

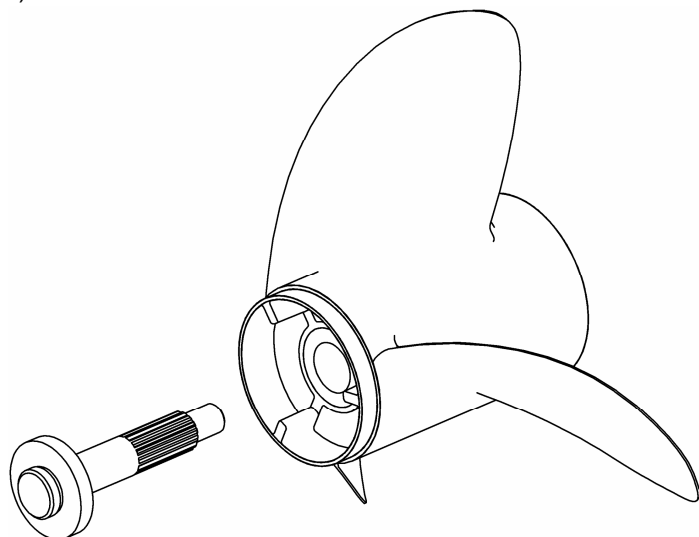
1)



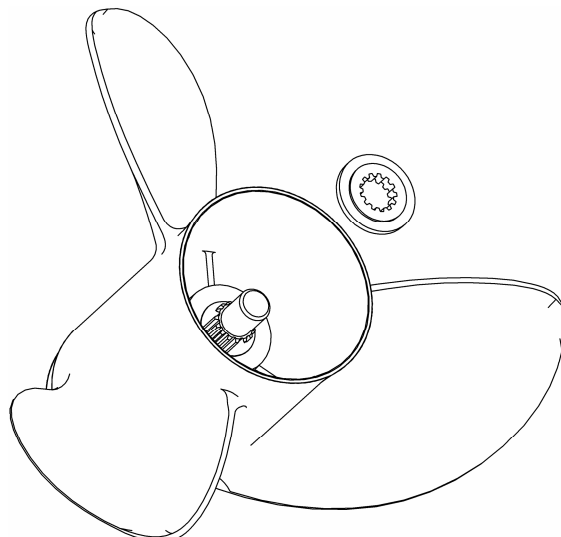
2)



3)



4)



5)

