

Installation Instructions

MasterGuard Hub Kit 13 – Nissan & Tohatsu

Rev. 2004-3

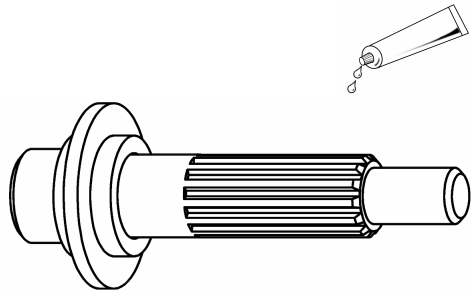
CAUTION:

Before servicing propeller, be sure the engine is in neutral with ignition off or disconnected to avoid any possibility of the engine starting and causing injury. Do not install any propeller without a thrust washer in place. If a thrust washer is not used, severe damage could occur to the propeller and/or engine drive. (If you have any questions, please contact your Dealer or call our Customer Service Department.)

See reverse for 50C to 70B models.

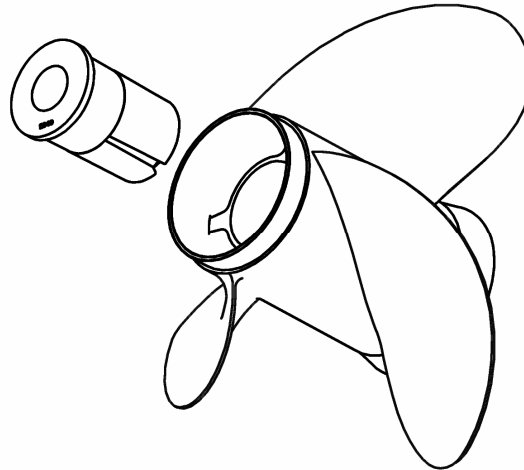
For Nissan® and Tohatsu® 40C, 40D, and 50D models: (Omit included #N513 and #NT6070 SPACERS. They are for 50C to 70B models.)

1) Make sure your OEM thrust washer is in place. Clean and grease the splines of the prop shaft. (Any marine grade grease is acceptable.)

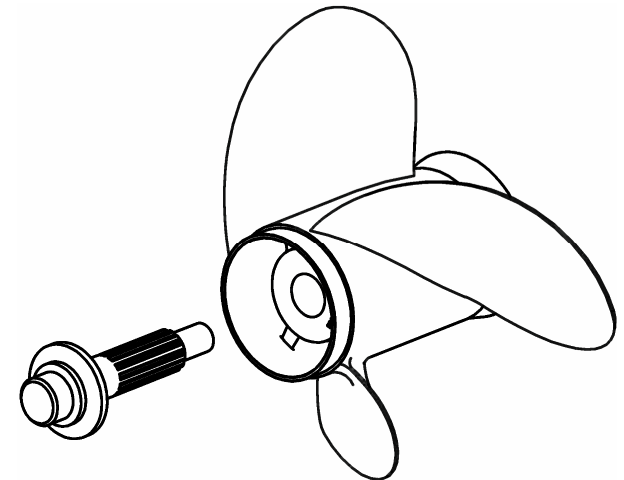


(Generic thrust washer shown here on prop shaft)


2) Slide HUB ASSEMBLY into PROPELLER HOUSING from the front.




3) Slide the PROPELLER ASSEMBLY on the prop shaft.



4) Slide the PROP NUT SPACER #12050 and OEM FLAT WASHER onto the propeller assembly before prop nut.



5) Tighten prop nut according to your Engine Owner's Manual for proper prop nut torque and fit specifications.



FAILURE TO OBSERVE THESE INSTRUCTIONS VOIDS THE WARRANTY.

Limited Warranty:
1. Turning Point Propellers, Inc. warrants its propellers and MasterGuard hub kits against failure due to defects in materials and workmanship to the original purchaser only for one year from date of purchase. This warranty is not transferable to any subsequent purchaser.
2. Turning Point Propellers, Inc. will repair or replace any defective propeller or hub at our Elk Grove Village, Illinois facility or at our option at an authorized repair center. Replacement or repair by other than Turning Point Propellers, Inc. or an authorized repair center relieves Turning Point Propellers, Inc. from the terms of this warranty.
3. This limited warranty does not include any of the following: damages caused by misuse, striking a foreign object, corrosion, cavitation, electro-chemical action, improper installation, or any modification or use in racing or any other competitive activity.
4. Turning Point Propellers, Inc. is not liable for consequential, incidental or indirect damages or costs caused by defects in material or workmanship. Observation of a defect should immediately be reported to Turning Point Propellers, Inc. or an authorized repair center. Turning Point Propellers, Inc. reserves the right to repair or replace the warranted propeller or hub with one of current production.
5. This is a limited warranty. Turning Point Propellers, Inc. makes no warranty other than contained herein. All obligations of Turning Point Propellers, Inc. are specifically set forth herein. Turning Point Propellers, Inc. does not authorize any person or business to assume liability or contact on behalf of Turning Point Propellers, Inc. Any actions arising out of this warranty and the sale of this product shall be governed by Illinois law and may only be brought, heard, decided in Cook County Circuit Court, in the State of Illinois, U.S.A. or in the United States District Court for the Northern District of Illinois.
6. Proof of purchase receipt must accompany any warranty claim.

Installation Instructions

MasterGuard Hub Kit 13 – Nissan & Tohatsu

Rev. 2004-3

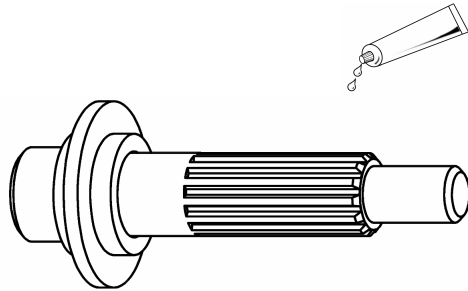
CAUTION:

Before servicing propeller, be sure the engine is in neutral with ignition off or disconnected to avoid any possibility of the engine starting and causing injury. Do not install any propeller without a thrust washer in place. If a thrust washer is not used, severe damage could occur to the propeller and/or engine drive. (If you have any questions, please contact your Dealer or call our Customer Service Department.)

See reverse for 40C to 50D models.

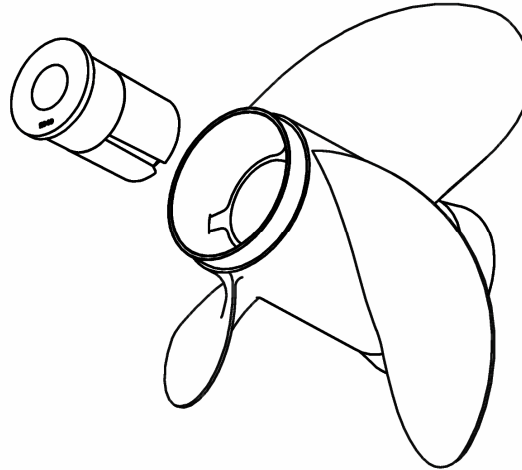
For Nissan® and Tohatsu® 50C, 60A, 60B, 70A2, and 70B models:

1) Make sure your OEM thrust washer is in place. Clean and grease the splines of the prop shaft. (Any marine grade grease is acceptable.)

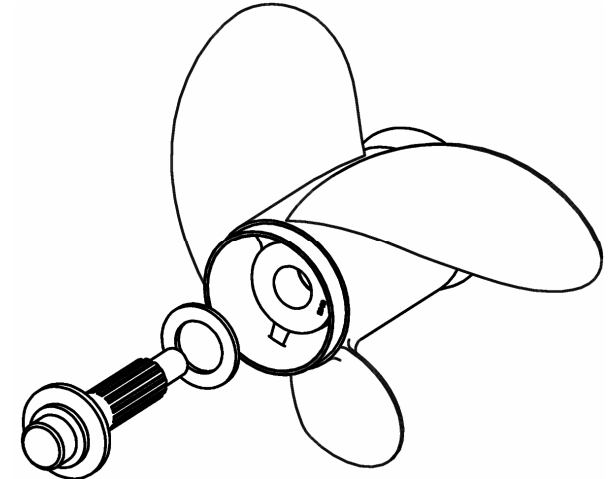


(Generic thrust washer shown here on prop shaft)


2) Slide HUB ASSEMBLY into PROPELLER HOUSING from the front.




3) Slide SPACER #NT6070 onto OEM thrust washer. Slide the PROPELLER ASSEMBLY on the prop shaft.



4) Slide the PROP NUT SPACER #12050 & #N513 onto the propeller assembly before prop nut.



5) Tighten prop nut according to your Engine Owner's Manual for proper prop nut torque and fit specifications.



FAILURE TO OBSERVE THESE INSTRUCTIONS VOIDS THE WARRANTY.

Limited Warranty:

1. Turning Point Propellers, Inc. warrants its propellers and MasterGuard hub kits against failure due to defects in materials and workmanship to the original purchaser only for one year from date of purchase. This warranty is not transferable to any subsequent purchaser.
2. Turning Point Propellers, Inc. will repair or replace any defective propeller or hub at our Elk Grove Village, Illinois facility or at our option at an authorized repair center. Replacement or repair by other than Turning Point Propellers, Inc. or an authorized repair center relieves Turning Point Propellers, Inc. from the terms of this warranty.
3. This limited warranty does not include any of the following: damages caused by misuse, striking a foreign object, corrosion, cavitation, electro-chemical action, improper installation, or any modification or use in racing or any other competitive activity.
4. Turning Point Propellers, Inc. is not liable for consequential, incidental or indirect damages or costs caused by defects in material or workmanship. Observation of a defect should immediately be reported to Turning Point Propellers, Inc. or an authorized repair center. Turning Point Propellers, Inc. reserves the right to repair or replace the warranted propeller or hub with one of current production.
5. This is a limited warranty. Turning Point Propellers, Inc. makes no warranty other than contained herein. All obligations of Turning Point Propellers, Inc. are specifically set forth herein. Turning Point Propellers, Inc. does not authorize any person or business to assume liability or contact on behalf of Turning Point Propellers, Inc. Any actions arising out of this warranty and the sale of this product shall be governed by Illinois law and may only be brought, heard, decided in Cook County Circuit Court, in the State of Illinois, U.S.A. or in the United States District Court for the Northern District of Illinois.
6. Proof of purchase receipt must accompany any warranty claim.