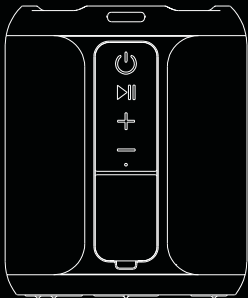


1852 | MAR
NEW
OUR
LITY

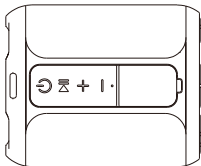


User Manual
Model: 1114886

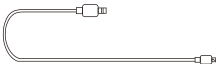
Dear Customer:

Hello! Thank you for purchasing 1852 audio, in order for you to use this product better, please read the instruction manual carefully before operation

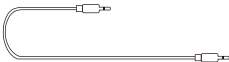
Product host and accessories



Speaker x1



Charging cable x1







Audio cable x1



Instruction manual x1

Function indication

Key & function

Press the key	Operation	Function Description
	Short press	Change the EQ: 3D/Extra Bass /Vocal
	Double-click	Double click 2 times: T-W-S Music Pairing Mode
	Long press	Press and hold for 3 seconds: turn the machine on and off
	Short press	Increase the volume
	Long press	The next song
	Short press	Reduce the volume
	Long press	Previous song
	Short press	Music mode: play/pause
		Answer/hang up calls
	Double-click	Disconnect Bluetooth
	Long press	Change the play mode: BT/TF/AUX/USB

NOTE: the physical reset key (hidden in the aux-in port): insert a hard stick to reset.
Increase and decrease the volume keys at the same time press the switch light effect.
Line input Mode need manual operation Long press pause key switchover.

Operating Instructions

1. On/Off

Long press for 3 seconds to turn on, long press again to shut down

2. Bluetooth mode

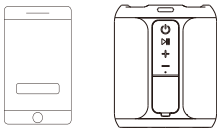
After booting, it automatically enters Bluetooth mode, and the Bluetooth indicator blue light flashes.

Turn on your Bluetooth device and select Connect when it comes to "X3"

After connecting, there will be a voice prompt Bluetooth connection is successful, and the Bluetooth indicator is always on

3. Hands-free calling

After the Bluetooth connection is successful, when using the mobile phone to make a call, the speaker will automatically enter the Bluetooth hands-free call state, when there is an incoming call, short press Δ to answer, short press Δ again to hang up.



* In other modes except Bluetooth, the Bluetooth function is turned off, and the speaker will not enter the hands-free call when there is a call in

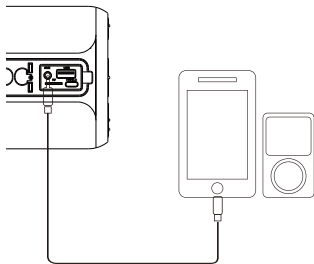
Functional Description

(1) Line output mode

*This mode is hidden mode and needs to be used after plugging in the audio cable

Please connect the 3.5mm audio cable to the headphone output of your mobile phone/computer.

*Because the USB interface power supply capacity of most computers cannot meet the working needs of the speaker, it is recommended not to use the computer USB interface to charge the speaker synchronously when using AUX to connect the computer to play music.



Functional Description

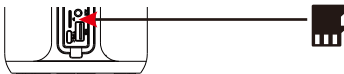
(2) TF card playback

Please pay attention to the TF card insertion direction

This mode is hidden mode, you need to use it after inserting the TF card

Please insert the TF card into the speaker to automatically switch to the memory card music mode,

Autoplay in-card audio, maximum support 32GTF card



(3) Charging

IMPORTANT:

*It is recommended to use a power adapter with an output of 5V-1A/2A for charging

1. When you hear the voice prompt "Please charge when the battery is insufficient", please charge the speaker as soon as possible.
2. This speaker supports adaptive charging, according to the power of the external power adapter automatically select the charging current, when using the computer USB interface to charge the machine, the charging current is small, the charging time will be relatively long.
3. When charging, the charging indicator is always on, and the full charge indicator is off or dimmed.

Tips:

1. After Bluetooth is disconnected, it will automatically shut down in 2 minutes
 2. This product is based on living waterproofing, do not flush or soak the product
- * Multiple modes, short press M to switch Bluetooth/memory card/AUX music mode

Technical parameters

Model	1852 1114886
Bluetooth version	5.3
Bluetooth name	X3
Output power	30W
Connection distance	20m (Open Field)
Battery	4400mAh
Charging voltage	5V/2A
Charging time	3-4hours

Troubleshooting

1. What should I do if Bluetooth does not connect or music is played without sound?

Please first confirm whether the speaker is in Bluetooth mode, and then confirm whether your Bluetooth device audio source supports Bluetooth function and turn it on, check whether the speaker is in the Bluetooth search state, if there are too many surrounding Bluetooth devices, it may cause search difficulties, please turn off other Bluetooth devices.

2. TF card playback does not respond?

Please confirm whether there is any quality problem with TF card, and check whether the audio file in the card is MP3 playback format, if the above problems are eliminated, it may be a TF card compatibility problem, you can format the TF card to FAT32 format, or try to replace other TF card.

Tips:

- 1: Due to the iterative upgrading of products, there may be some differences in packaging and appearance technology, please refer to the actual product.
- 2: In the process of product sales, our company has gradually optimized the product to enhance the experience of the product. Some functions and parameters of the product will be adjusted, please refer to the actual product.
- 3: Some models of our products have multiple versions and multi-configuration models, please choose the corresponding product according to your needs, please consult customer service for details.

Warranty

- Non-special indication, from the date of purchase, the product purchased by the user due to its own quality problems (non-product software failure), the user can choose the return period is 7 days; The exchange period is 15 days; The warranty period is 12 months;
- If the user encounters product quality problems, he can request the three-guarantee service from the service department designated by our company, and if it is necessary to deliver the user, the user shall bear the relevant costs such as delivery;
- When the user requests the three-guarantee service, he or she shall take the initiative to provide this valid warranty service certificate and invoice;
- Additional services beyond the three-guarantee service of the product shall be charged in accordance with the relevant regulations, and the warranty period of the product after the paid repair is 3 months from the date of collection or the date of shipment;
- The three-guarantee service provided by our company is limited to products with quality problems, excluding compensation for the loss of profits of the purchaser, losses caused by unexpected circumstances and any other indirect or direct losses;
- The user shall take the initiative to fill in this certificate as required at the sales and repair dealer where the purchase is made, and our company shall not bear the consequences caused by failure to fill in this certificate as required, nor shall the seller provide the user with a warranty service agreement other than the obligation.